



### District Report Card: 2017


<b>State:</b> Tamil Nadu	<b>District:</b> Kancheepuram
<b>Class:</b> 3	<b>Subject:</b> Language
<b>Schools:</b> 60	<b>Students:</b> 942


### Participation/Coverage


#### Students

<b>GENDER</b> 	Boys		Girls	
	Number	%	Number	%
	469	49.79	473	50.21

<b>AREA</b> 	Rural		Urban	
	Number	%	Number	%
	640	67.94	302	32.06

<b>CATEGORY</b> 	SC		ST		OBC		GEN	
	Number	%	Number	%	Number	%	Number	%
	357	37.90	42	4.46	496	52.65	47	4.99

<b>CWSN</b> 	LD	VI	HI	S&LD	ID	Oth
	2	0	3	0	6	0

<b>Management</b> 	Government		Government-aided	
	Number	%	Number	%
	653	69.32	289	30.68

### Average Performance of Students in Language (%)

Overall	Gender		Area		Management		Social Group			
	Male	Female	Rural	Urban	Govt.	Aided	SC	ST	OBC	GEN
67.87	66.78	68.95	66.44	70.91	67.94	67.70	67.21	62.70	68.76	68.09

## Performance on Learning Outcomes (LOs)

Learning Outcomes	Description	Average Performance(%)
L304	Reads small texts with comprehension i.e., identifies main ideas, details, sequence and draws conclusions	67.80
L312	Reads printed scripts on the classroom walls: poems, posters, charts etc.	68.00

Range of Performance of Students who Answered Correctly							
Below 30%		30% - 50%		50% - 75%		Above 75%	
Number	%	Number	%	Number	%	Number	%
47	4.99	143	15.18	367	38.96	385	40.87

## Lowest Performing Learning Outcomes (LOs)

- 1 - Reads small texts with comprehension i.e., identifies main ideas, details, sequence and draws conclusions (67.80)
- 2 - Reads printed scripts on the classroom walls: poems, posters, charts etc. (68.00)